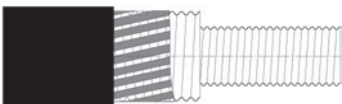
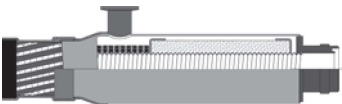

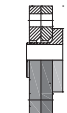
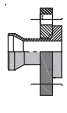







FLEXWELL® CRYO PIPE – Pipe system for cryogenic gases

**Product overview**

Design	Type FCP	Nominal diameter	Max. pressure bar	Connection type	Material no.	Work sheet
 <p>Pipe</p>	16/50	15	25	33.7 x 2.6 mm	Inner 1.4404 (316L) Outer 1.4404 (316L)	FCP 2.20.01
	22/50	20		42.4 x 2.6 mm		
	30/61	25		48.3 x 2.6 mm		
	39/74	32		60.3 x 2.6 mm		
	48/94	40	30	76.0 x 3.0 mm		
 <p>Long connection with vacuum pump fitting</p>	16/50	15	25	33.7 x 2.6 mm	1.4404 (316L) or 1.4571 (316TI)	FCP 2.30.01
	22/50	20		42.4 x 2.6 mm		
	30/61	25		48.3 x 2.6 mm		
	39/74	32		60.3 x 2.6 mm		
	48/94	40	30	76.0 x 3.0 mm		
 <p>Short connection</p>	16/50	15	25	33.7 x 2.6 mm	1.4404 (316L) or 1.4571 (316TI)	FCP 2.30.01
	22/50	20		42.4 x 2.6 mm		
	30/61	25		48.3 x 2.6 mm		
	39/74	32		60.3 x 2.6 mm		
	48/94	40	30	76.0 x 3.0 mm		

Customer interface for type	FCP 16/50	FCP 22/50	FCP 30/61	FCP 39/74	FCP 48/94
 <p>Collar and split loose flange acc. to DIN EN 1092 type 11</p>	DN 25/PN 25	DN 32/PN 25	DN 40/PN 25	DN 50/PN 25	DN 65/PN 40
 <p>Reducer with collar and loose flange acc. to DIN EN 1092 type 11</p>	DN 15/PN 25	DN 20/PN 25	DN 25/PN 25	DN 32/PN 25	DN 40/PN 40
 <p>DIN weld neck flange acc. to DIN EN 1092 type 11</p>	DN 25/PN 40 DN 15/PN 40	DN 32/PN 40 DN 20/PN 40	DN 40/PN 40 DN 25/PN 40	DN 50/PN 40 DN 32/PN 40	DN 65/PN 40 DN 40/PN 40
 <p>ANSI weld neck flange acc. to ANSI B16.5</p>	1"/300 lbs ½"/300 lbs	1¼"/300 lbs ¾"/300 lbs	1½"/300 lbs 1"/300 lbs	2"/300 lbs 1¼"/300 lbs	2½"/300 lb 1½"/300 lbs
 <p>Concentric reducer acc. to EN 10253 type B</p>	DN 25 – DN 15	DN 32 – DN 20	DN 40 – DN 25	DN 50 – DN 32	DN 65 – DN 40
 <p>Concentric reducer acc. to ANSI B16.9</p>	1" – ½"	1¼" – ¾"	1½" – 1"	2" – 1¼"	2½" – 1½"
 <p>Cryogenic pipe fitting with counterpart</p>	DN 25	DN 25	DN 25		