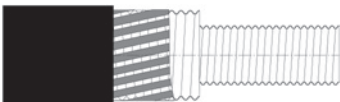
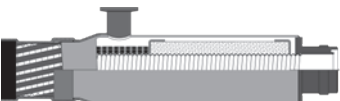


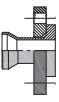







FLEXWELL® CRYO PIPE - Tubazione per gas criogenici

Panoramica prodotto

Design	Tipo FCP	Diametro nominale	Pressione massima bar	Tipo di connessione	Materiale	Foglio
Tubo 	16/50	15	25		Interno inox 316L	FCP 2.20.01
	22/50	20				
	30/61	25			Esterno inox 316L	
	39/74	32				
	48/94	40	30			
Raccordo lungo con connessione per vuoto 	16/50	15	25	33.7 x 2.6 mm	inox 316L	FCP 2.30.01
	22/50	20		42.4 x 2.6 mm	o	
	30/61	25		48.3 x 2.6 mm	inox 316TI	
	39/74	32		60.3 x 2.6 mm		
	48/94	40	30	76.0 x 3.0 mm		
Raccordo corto 	16/50	15	25	33.7 x 2.6 mm	inox 316L	FCP 2.30.01
	22/50	20		42.4 x 2.6 mm	o	
	30/61	25		48.3 x 2.6 mm	inox 316TI	
	39/74	32		60.3 x 2.6 mm		
	48/94	40	30	76.0 x 3.0 mm		

Tipologia di terminali	FCP 16/50	FCP 22/50	FCP 30/61	FCP 39/74	FCP 48/94
 Cartella con flangia a settori acc. a DIN EN 1092 tipo 11	DN 25/PN 25	DN 32/PN 25	DN 40/PN 25	DN 50/PN 25	DN 65/PN 40
 Riduzione con cartella e flangia girevole acc. a DIN EN 1092 tipo 11	DN 15/PN 25	DN 20/PN 25	DN 25/PN 25	DN 32/PN 25	DN 40/PN 40
 Flangia a saldare DIN acc. a DIN EN 1092 tipo 11	DN 25/PN 40 DN 15/PN 40	DN 32/PN 40 DN 20/PN 40	DN 40/PN 40 DN 25/PN 40	DN 50/PN 40 DN 32/PN 40	DN 65/PN 40 DN 40/PN 40
 Flangia a saldare ANSI acc. a ANSI B16.5	1"/300 lbs ½"/300 lbs	1¼"/300 lbs ¾"/300 lbs	1½"/300 lbs 1"/300 lbs	2"/300 lbs 1¼"/300 lbs	2½"/300 lbs 1½"/300 lbs
 Riduzione concentrica acc. a EN 10253 tipo B	DN 25 - DN 15	DN 32 - DN 20	DN 40 - DN 25	DN 50 - DN 32	DN 65 - DN 40
 Riduzione concentrica acc. a ANSI B16.9	1" - ½"	1¼" - ¾"	1½" - 1"	2" - 1¼"	2½" - 1½"
 Raccordo tubo criogenico con accoppiamento	DN 25	DN 25	DN 25		